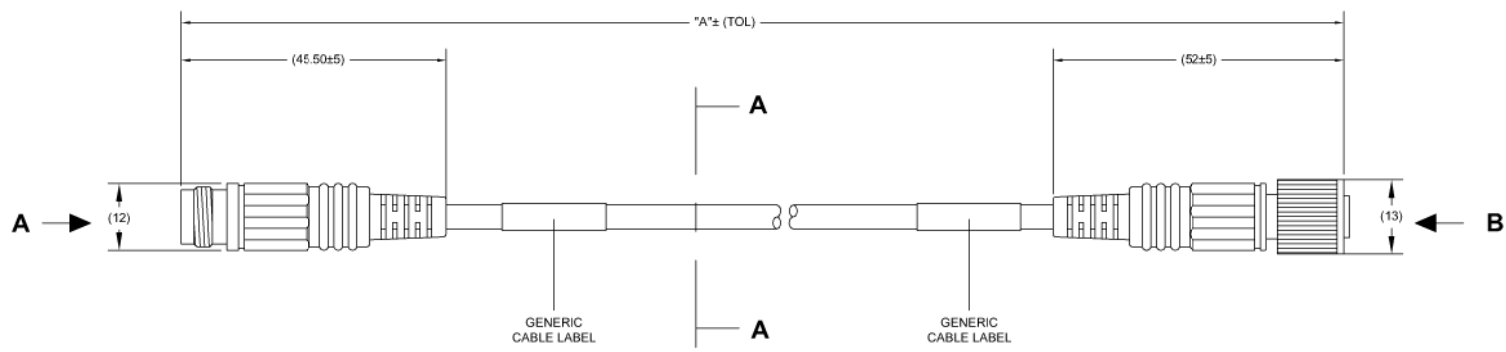
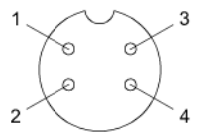


Revision Notes				
R1 -				
APA: -	Drawn:-	Checked:-	Approved:-	Date: -

MODEL NO.	PART NO.	LENGTH (A)	TOLERANCE (TOL)
BN360-H320	5809	20M	-200/+800mm
BN360-H315	5810	15M	-200/+800mm
BN360-H310	5811	10M	-100/+600mm
BN360-H305	5812	5M	-100/+400mm
BN360-H3025	5813	2.5M	-100/+200mm



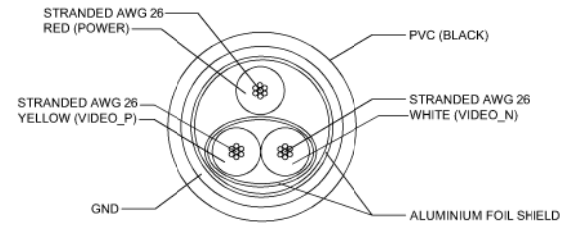
FRONT VIEW A
4 PIN MALE
MATING FACE



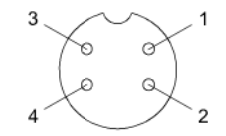
**4 PIN MALE
MATING FACE**

PIN #	WIRE COLOUR	DESCRIPTION
1	RED	POWER
2	SHIELD	GND
3	YELLOW	VIDEO_P
4	WHITE	VIDEO_N

VIEW A-A
CABLE BUILDUP



FRONT VIEW B
4 PIN FEMALE
MATING FACE



**4 PIN FEMALE
MATING FACE**

PIN #	WIRE COLOUR	DESCRIPTION
1	RED	POWER
2	SHIELD	GND
3	YELLOW	VIDEO_P
4	WHITE	VIDEO_N

- NOTES:**
1. FOR PRODUCT LABEL AND PACKAGING DETAIL REFER TO MASTER BOM.
 2. HEAT SHRINK LABELING IS FREE TO MOVE ON CABLE AND CONTROLLED BY MANUFACTURER.
 3. ANY CUSTOMER MODIFICATIONS OF THIS PRODUCT CAUSING SUBSEQUENT FAILURE IS NOT A LIABILITY OF BRIGADE ELECTRONICS PLC.
 4. ALL CONNECTOR B TYPES MUST HAVE A SUITABLE O-RING TO MAINTAIN IP RATING.

PROPRIETARY NOTICE
THIS DESIGN AND TECHNICAL INFORMATION APPEARING ON THIS DRAWING IS THE PROPERTY OF BRIGADE ELECTRONICS, AND IS DISCLOSED IN CONFIDENCE. IT IS NOT TO BE COPIED, REPRODUCED, REVEALED TO OR EXPROPRIATED BY OTHERS, EITHER IN WHOLE OR IN PART WITHOUT THE EXPRESS WRITTEN CONSENT OF BRIGADE ELECTRONICS.



Assembly PI Approval S.KANG (28/06/2019)		Approved by L.PILLAY	Checked by S.LAVER	Drawn by J.STEWART
		Units mm	Scale N/A	Released 03/07/19
		Status RELEASED	BN360-HXXX	
		Part No SEE TABLE	BE-004051-00-19	